

# OverDrive Ebooks & Audiobooks

Instantly borrow ebooks & audiobooks with your library card

For iPhone®, iPad®, Android, Chromebook, Windows Phone, Windows 8 & 10, Kindle Fire HD

## The Basics

---

- Thousands of ebooks and audiobooks available 24/7
- Borrow up to 10 items at a time
- Items automatically return when they are due- no late fees!

## Getting Started

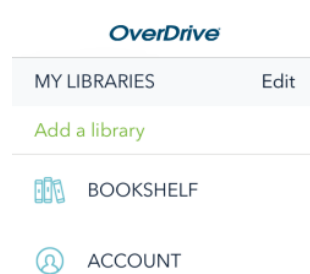
---

### Step 1. Download the free OverDrive app from your app store

iPhone®, iPad®, Android, Chromebook, Windows Phone, Windows 8 & 10, Kindle Fire HD app stores

### Step 2. Sign In

### Step 3. Add your library



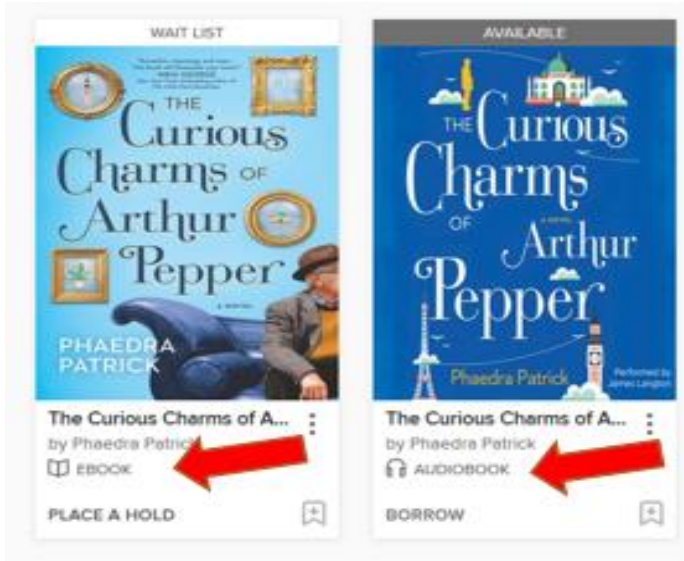
Tap the icon in the top-left corner to open your **Home** menu.

Tap **Add a library**.

Enter your library's name, city, or postal code in the search box, then tap **Search**.

Tap your library. You'll be redirected to the library's digital collection to start browsing right away, and the library will automatically be saved to your "My libraries" list.

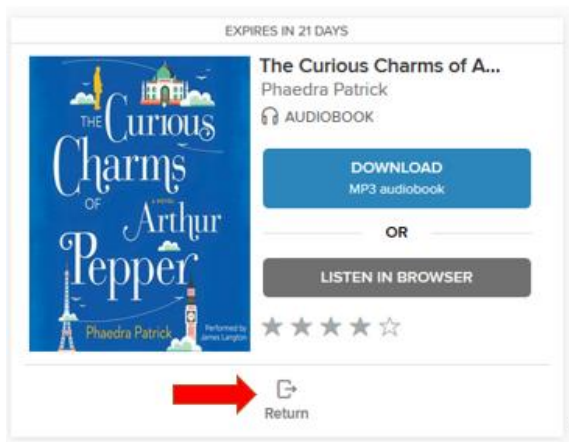
## Step 4. Borrow a Title




Borrow a book. Or place a book on hold. Below the title will show if it is an ebook or an audiobook.

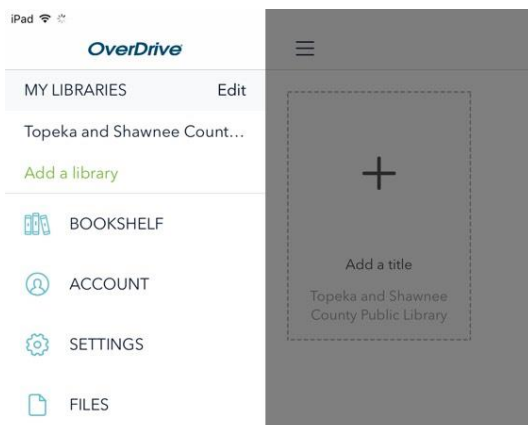
Choosing **Borrow** will lead you to the book's details section. After you borrow your book, it is ready to download.

## Step 5. Download or Stream Instantly



Now you can see all of your options for borrowed titles on your **Loans** page (or under the  icon on the home page). From there, you can download most titles or enjoy them immediately in your browser. You may return titles early by choosing the **Return** option or pressing down on the title and choosing the **Return To Library** in the pop up.

## Step 6. Enjoy



The icon in the upper left corner of your home screen takes you to your library, your account info, settings, and an option to manage your downloaded files.

Choosing **BOOKSHELF** takes you to your downloaded books.

Happy Reading!